

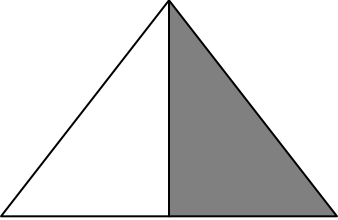
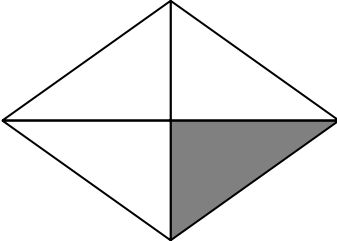


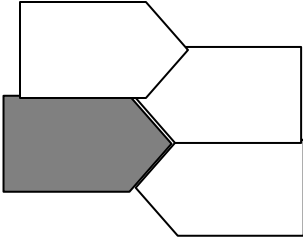
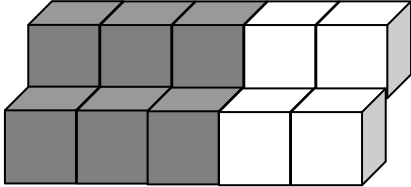
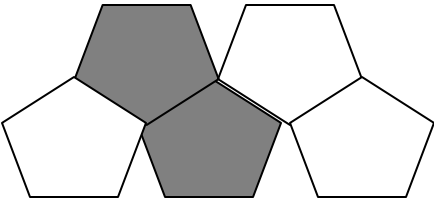
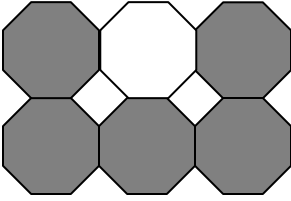
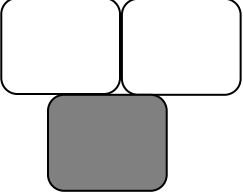
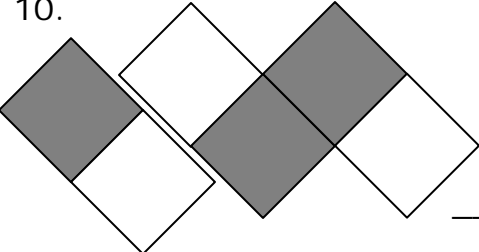
Name \_\_\_\_\_

Date \_\_\_\_\_

### Fraction Shapes

#### Directions:

Write the fraction that tells how much each figure is colored.

1.  _____	2.  _____
3.  _____	4.  _____
5.  _____	6.  _____
7.  _____	8.  _____
9.  _____	10.  _____

## Answer Key

1.  $\frac{1}{2}$

2.  $\frac{1}{4}$

3.  $\frac{2}{6}$

4.  $\frac{2}{3}$

5.  $\frac{1}{4}$

6.  $\frac{6}{10}$

7.  $\frac{2}{5}$

8.  $\frac{5}{6}$

9.  $\frac{1}{3}$

10.  $\frac{3}{6}$