

Name \_\_\_\_\_

Date \_\_\_\_\_

## Favorite Animal at the Zoo - Make a Pie Chart (Blank)

Students were asked their favorite animal at the zoo. Make a pie chart to represent from the data provide below. Label and color code the chart.

**What is your favorite animal at the zoo?**


Giraffe- 6

Lion- 4

Monkey- 15

Panda- 11

Penguin- 13



1. **How many students** voted? \_\_\_\_\_
2. What is the **most popular** animal at the zoo? \_\_\_\_\_
3. What **percentage of students** voted for **the lion**? \_\_\_\_\_
4. What **percentage of students** voted for **the Panda**? \_\_\_\_\_
5. Which animal received the **lowest percentage** of votes? \_\_\_\_\_

Name \_\_\_\_\_

Date \_\_\_\_\_

## Favorite Animal at the Zoo - Make a Pie Chart (Outlined)

Students voted on their favorite animal at the zoo. Make a pie chart to represent from the data provide below. Label and color code the chart.

**What is your favorite animal at the zoo?**

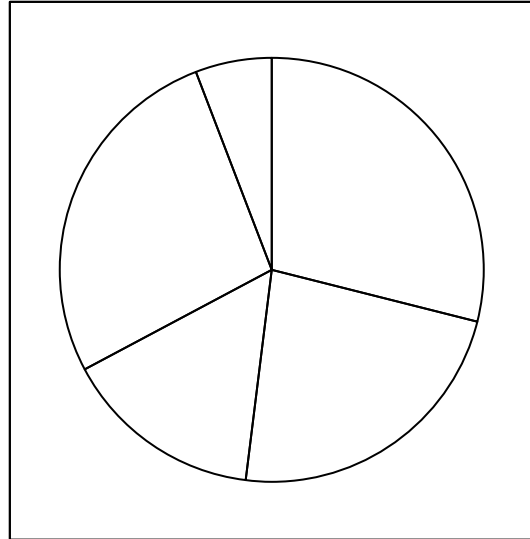
Giraffe- 8

Lion- 6

Monkey- 7

Panda- 4

Penguin- 16



1. **How many students** voted? \_\_\_\_\_
2. Which animal is the **most popular**? \_\_\_\_\_
3. What **percentage of students** voted for **the monkey**? \_\_\_\_\_
4. What **percentage of students** voted for **the lion**? \_\_\_\_\_
5. Which animal received the **lowest percentage** of votes? \_\_\_\_\_


Name \_\_\_\_\_


Date \_\_\_\_\_


## Favorite Animal at the Zoo - Interpret a Pie Chart


Students voted on their animal at the zoo. Interpret the chart and answer the questions below.


**What is your favorite animal at the zoo?**

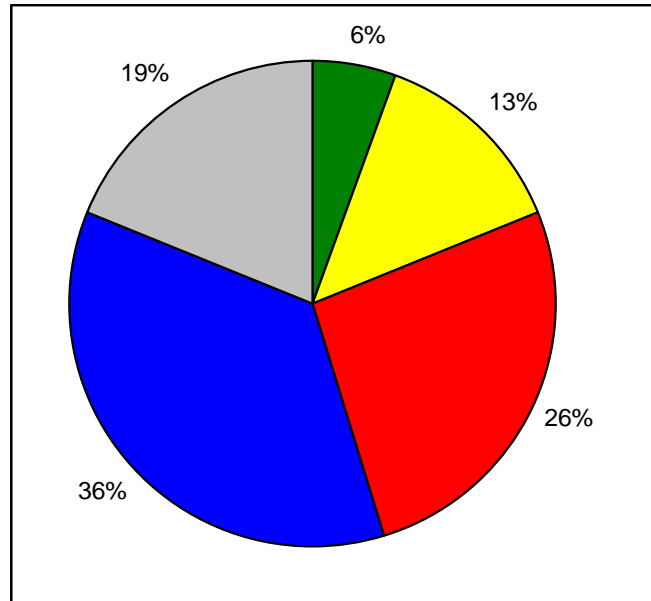
Giraffe = 

Lion = 

Monkey = 

Panda = 

Penguin = 



1. If 7 people voted for the lion **how many voted for the monkey?** \_\_\_\_\_
2. Which animal is the **most popular?** \_\_\_\_\_
3. What **percentage of students** voted for **the penguin?** \_\_\_\_\_
4. What **percentage of students** voted for **the panda?** \_\_\_\_\_
5. Which animal received the **lowest percentage** of votes? \_\_\_\_\_

## **Answer Key**

### **Favorite Animal at the Zoo - Make a Pie Chart (Blank)**

1. 49
2. monkey
3. approximately 8%
4. approximately 22
5. lion

### **Favorite Animal at the Zoo - Make a Pie Chart (Outlined)**

1. 41
2. penguin
3. approximately 17%
4. approximately 15%
5. panda

### **Favorite Animal at the Zoo - Interpret a Pie Chart**

1. 14
2. panda
3. 19%
4. 36%
5. giraffe